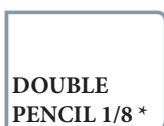



Customer _____
 Project name _____
 Due for _____
 Designer _____
 Phone # _____
 Installation address _____

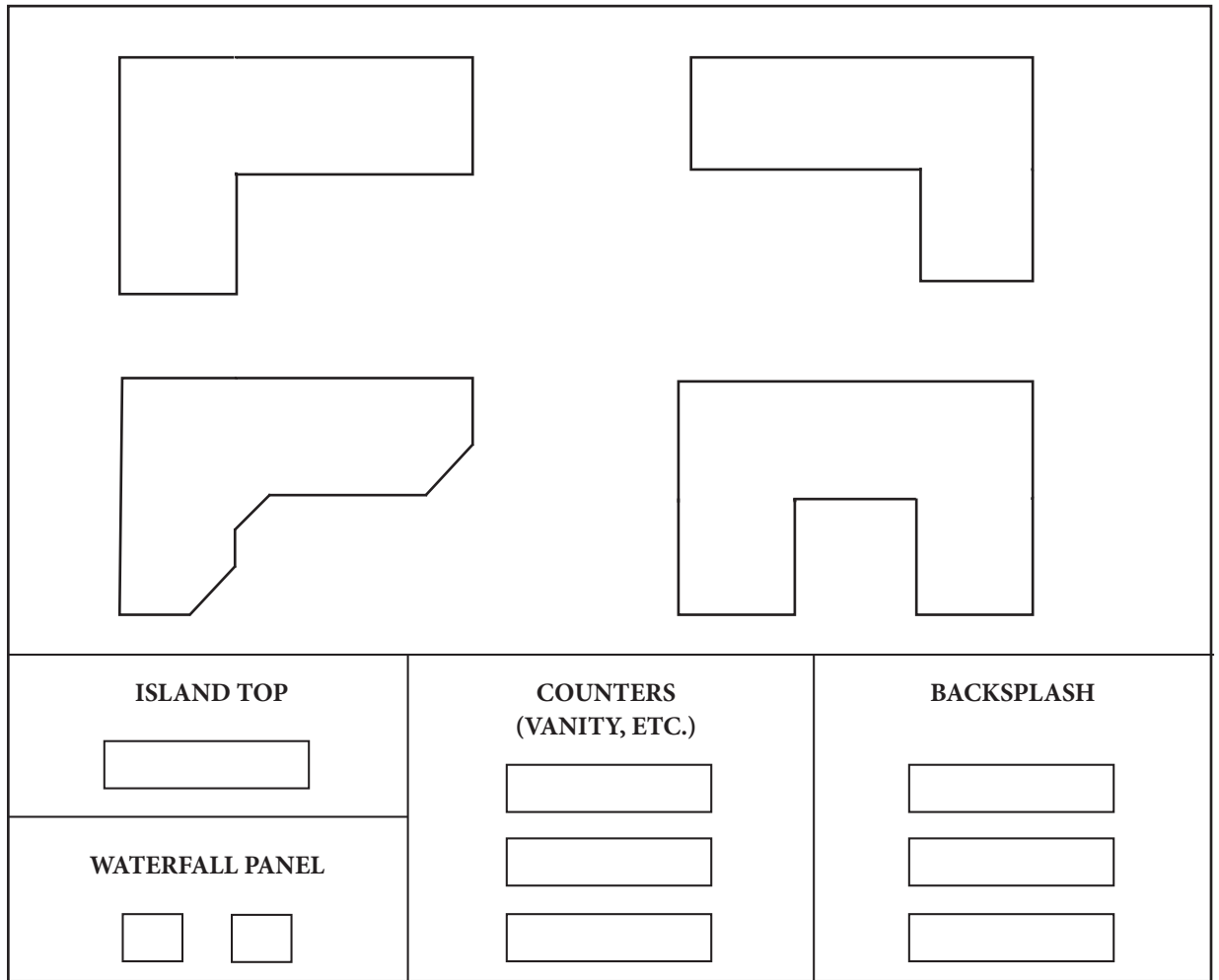
Granite Granite Sensa Quartz
 Dekton Other
 Colours _____

 Granite Granite Sensa Quartz
 Dekton Other
 Colours _____

Profiles



* Dekton is offered in these two profiles only



The diagram shows a large rectangular area divided into sections for different countertop components. On the left, there are two large L-shaped outlines representing island tops. To the right, there are two large rectangular outlines representing counter sections. Below these are three columns of smaller rectangular boxes for backsplash and waterfall panels. The labels 'ISLAND TOP', 'COUNTERS (VANITY, ETC.)', 'BACKSPLASH', and 'WATERFALL PANEL' are centered under their respective sections.

Installation / Measurement Uninstallation Type of cooker: Standard / Cook top

Thickness	3 cm (1¼) STANDARD	
	2 cm (¾) SPECIAL ORDER	
Build-up Nosing		

Backsplash

Height		
Thickness	3 cm (1¼) STANDARD	
	2 cm (¾) SPECIAL ORDER	

Sink cut-out

Undermount (polished)	
Drop-in (non-polished)	
Wire Grommets / Electrical outlet	

